

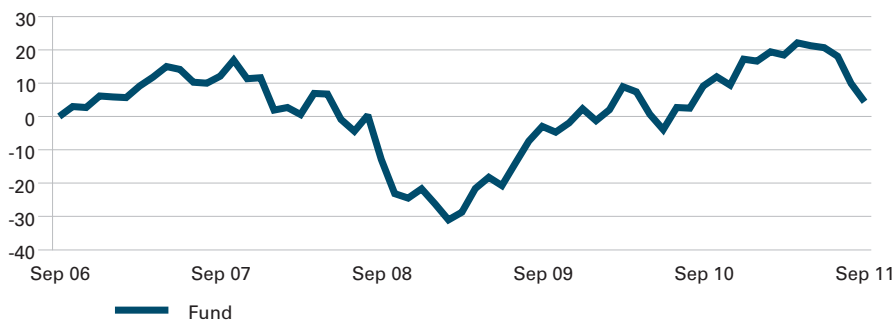
UK Equity Index Fund

WHY LEGAL & GENERAL INVESTMENT MANAGEMENT

Legal & General Investment Management (LGIM) is one of Europe's largest institutional asset managers and a major global investor. Throughout the past 40 years we have built our business through understanding what matters most to our clients and transforming this insight into valuable, accessible investment products and solutions. We provide investment expertise across a full spectrum of asset classes including equities, fixed income, commercial property and cash.

FUND PERFORMANCE

Cumulative Performance (%)



Performance to Date (%)

	3 Months	6 Months	1 Year	3 Years p.a.	5 Years p.a.
Fund	-13.48	-11.85	-4.35	6.23	0.87
Benchmark	-13.50	-11.84	-4.36	6.03	0.78
Relative	0.02	-0.01	0.01	0.20	0.09


Calendar Year Performance (%)

	YTD	2010	2009	2008	2007	2006
Fund	-10.89	14.50	30.62	-29.83	5.17	16.69
Benchmark	-10.93	14.51	30.12	-29.93	5.32	16.75
Relative	0.04	-0.01	0.50	0.10	-0.15	-0.06

Returns are calculated on the basis of closing mid-market prices. Fund performance is shown after the deduction of our standard investment management fees, which may or may not be the same for your scheme. Please refer to your scheme literature, or to your scheme administrator, for the fee rate that applies to your scheme. Past performance is not a guide to future performance and the value of investments can go down as well as up. Exchange rate variations can cause the value of overseas investments to increase or decrease. For overseas markets the figures are sterling adjusted. Emerging markets can be volatile and share dealing is less regulated than in the UK.

ASSET ALLOCATION AS AT 30 SEPTEMBER 2011

Sector Breakdown (%)



FUND FACTS

Fund Objective

The investment objective of the Fund is to track the performance of the FTSE All-Share Index to within +/-0.25% p.a. for two years out of three.

Fund Size

£40,673m

Benchmark

FTSE All-Share Index

Launch Date

March 1987

Number of Holdings

Fund: 620 Benchmark: 621

Fund Type

Unit linked life insurance

Base Currency

GBP

FUND MANAGER

INDEX FUND MANAGEMENT TEAM

- The Index Fund Management team comprises 14 fund managers, supported by two Fund Management Assistants. Management oversight is provided by the Director of Index Fund Management and the Managing Director, Index Funds.
- The team has average industry experience of 13 years, of which 8 years has been at LGIM, and is focused on achieving the equally important objectives of close tracking and maximising returns.

IMPORTANT INFORMATION

FTSE®, FT-SE®, Footsie®, FTSE4Good® and techMARK are trademarks jointly owned by the London Stock Exchange Plc and The Financial Times Limited and are used by FTSE International Limited (FTSE) under licence. All-World®, All-Share® and All-Small® are trademarks of FTSE. The FTSE All-Share Index is calculated by FTSE. FTSE does not sponsor, endorse or promote this product and is not in any way connected to it and does not accept any liability in relation to its issue, operation and trading. All copyright and database rights in the index values and constituent list vest in FTSE. Legal & General Investment Management Limited has obtained full licence from FTSE to use such copyrights and database rights in the creation of this product.

This document should not be taken as an invitation to deal in Legal & General investments or any of the stated stock markets.

Legal & General Investment Management Limited provides Investment Management services to Legal & General Assurance (Pensions Management) Limited, the operating company for the Funds. Both companies are authorised and regulated by the Financial Services Authority.

Legal & General Investment Management
One Coleman Street, London EC2R 5AA

Internal Fund Code: N

World (ex-UK) Equity Index Fund

WHY LEGAL & GENERAL INVESTMENT MANAGEMENT

Legal & General Investment Management (LGIM) is one of Europe's largest institutional asset managers and a major global investor. Throughout the past 40 years we have built our business through understanding what matters most to our clients and transforming this insight into valuable, accessible investment products and solutions. We provide investment expertise across a full spectrum of asset classes including equities, fixed income, commercial property and cash.

FUND PERFORMANCE

Cumulative Performance (%)



Performance to Date (%)

	3 Months	6 Months	1 Year	3 Years p.a.	5 Years p.a.
Fund	-14.94	-14.75	-4.20	5.46	2.53
Benchmark	-14.91	-14.69	-4.08	5.46	2.55
Relative	-0.03	-0.06	-0.12	0.00	-0.02

Calendar Year Performance (%)

	YTD	2010	2009	2008	2007	2006
Fund	-12.87	16.47	18.79	-17.20	9.48	5.42
Benchmark	-12.77	16.52	18.65	-17.26	9.57	5.51
Relative	-0.10	-0.05	0.14	0.06	-0.09	-0.09

Returns are calculated on the basis of closing mid-market prices. Fund performance is shown after the deduction of our standard investment management fees, which may or may not be the same for your scheme. Please refer to your scheme literature, or to your scheme administrator, for the fee rate that applies to your scheme. Past performance is not a guide to future performance and the value of investments can go down as well as up. Exchange rate variations can cause the value of overseas investments to increase or decrease. For overseas markets the figures are sterling adjusted. Emerging markets can be volatile and share dealing is less regulated than in the UK.

FUND FACTS

Fund Objective

The investment objective of the Fund is to track the performance of the FTSE AW-World (ex-UK) Index (less withholding tax if applicable) to within +/-0.5% p.a. for two years out of three.

Fund Size

£7,191m

Benchmark

FTSE AW-World (ex-UK) Index

Launch Date

June 1994

Number of Holdings

Fund: 2,344 Benchmark: 2,342

Fund Type

Unit linked life insurance

Base Currency

GBP


FUND MANAGER

INDEX FUND MANAGEMENT TEAM

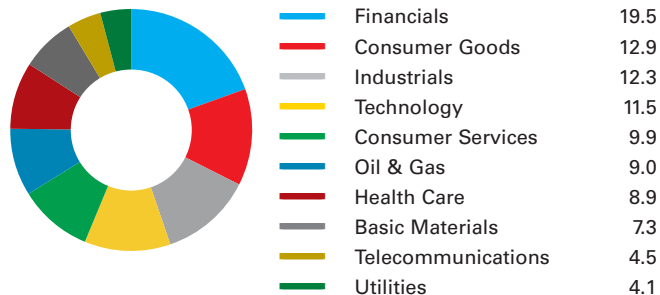
- The Index Fund Management team comprises 14 fund managers, supported by two Fund Management Assistants. Management oversight is provided by the Director of Index Fund Management and the Managing Director, Index Funds.
- The team has average industry experience of 13 years, of which 8 years has been at LGIM, and is focused on achieving the equally important objectives of close tracking and maximising returns.
- The allocation for the Fund of Funds (FoF) is managed by Index Funds' Asset Allocation team. Management oversight is provided by Head of Asset Allocation and the Managing Director, Index Funds. The team of 7 Portfolio Managers has an average industry experience of 9 years, of which 4 years has been at LGIM.

ASSET ALLOCATION AS AT 30 SEPTEMBER 2011

Country Breakdown (%)



Sector Breakdown (%)



IMPORTANT INFORMATION

FTSE®, FT-SE®, Footsie®, FTSE4Good® and techMARK are trademarks jointly owned by the London Stock Exchange Plc and The Financial Times Limited and are used by FTSE International Limited (FTSE) under licence. All-World®, All-Share® and All-Small® are trademarks of FTSE. The FTSE AW-World (ex-UK) Index is calculated by FTSE. FTSE does not sponsor, endorse or promote this product and is not in any way connected to it and does not accept any liability in relation to its issue, operation and trading. All copyright and database rights in the index values and constituent list vest in FTSE. Legal & General Investment Management Limited has obtained full licence from FTSE to use such copyrights and database rights in the creation of this product.

This document should not be taken as an invitation to deal in Legal & General investments or any of the stated stock markets. Legal & General Investment Management Limited provides Investment Management services to Legal & General Assurance (Pensions Management) Limited, the operating company for the Funds. Both companies are authorised and regulated by the Financial Services Authority.

Legal & General Investment Management
 One Coleman Street, London EC2R 5AA

Internal Fund Code: AE

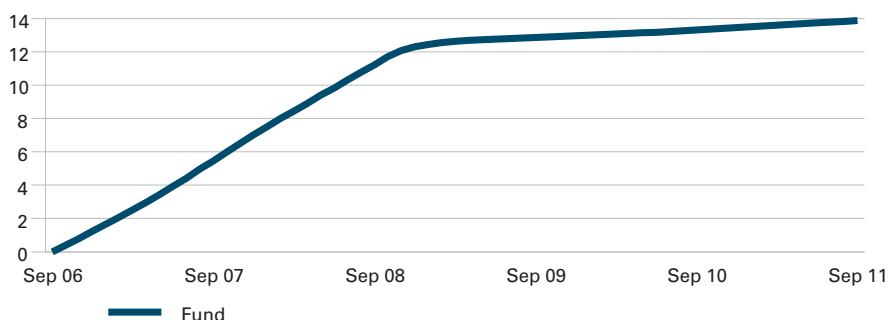
Cash Fund

WHY LEGAL & GENERAL INVESTMENT MANAGEMENT

Legal & General Investment Management (LGIM) is one of Europe's largest institutional asset managers and a major global investor. Throughout the past 40 years we have built our business through understanding what matters most to our clients and transforming this insight into valuable, accessible investment products and solutions. We provide investment expertise across a full spectrum of asset classes including equities, fixed income, commercial property and cash.

FUND PERFORMANCE

Cumulative Performance (%)



Performance to Date (%)

	3 Months	6 Months	1 Year	3 Years p.a.	5 Years p.a.
Fund	0.13	0.26	0.49	0.78	2.63
Benchmark	0.12	0.24	0.46	0.76	2.64
Relative	0.01	0.02	0.03	0.02	-0.01

Calendar Year Performance (%)

	YTD	2010	2009	2008	2007	2006
Fund	0.37	0.41	0.58	4.94	5.73	4.65
Benchmark	0.35	0.42	0.60	4.86	5.82	4.84
Relative	0.02	-0.01	-0.02	0.08	-0.09	-0.19

Returns are calculated on the basis of closing mid-market prices. Fund performance is shown after the deduction of our standard investment management fees, which may or may not be the same for your scheme. Please refer to your scheme literature, or to your scheme administrator, for the fee rate that applies to your scheme. Past performance is not a guide to future performance and the value of investments can go down as well as up. Exchange rate variations can cause the value of overseas investments to increase or decrease. For overseas markets the figures are sterling adjusted. Emerging markets can be volatile and share dealing is less regulated than in the UK.

FUND FACTS

Fund Objective

The Fund aims to match the median return of similar funds as measured by the CAPS Pooled Pension Fund Update, without incurring excessive risk.

Fund Size

£1,554m

Benchmark

Reference Index: 7 Day LIBID

Launch Date

March 1984

Fund Type

Unit linked life insurance

Base Currency

GBP

FUND MANAGER

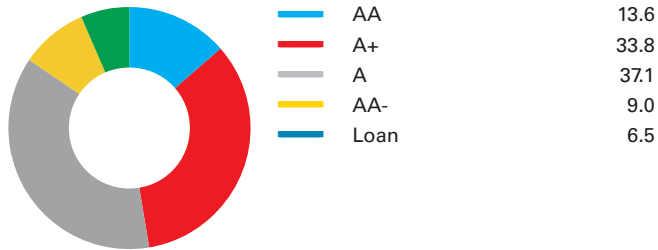
JENNIFER GILLESPIE



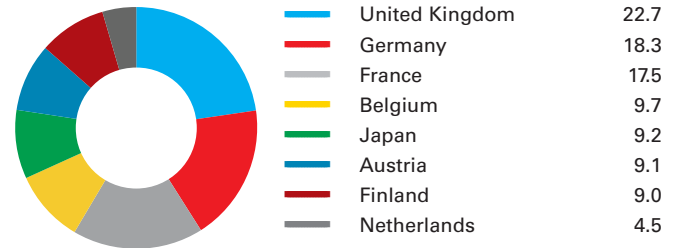
- Joined LGIM in 2008
- Previously worked at Scottish Widows Investment Partnership (SWIP)
- Has more than 17 years of investment experience

ASSET ALLOCATION AS AT 30 SEPTEMBER 2011

Rating Breakdown (%)



Regional Breakdown (%)



IMPORTANT INFORMATION

This document should not be taken as an invitation to deal in Legal & General investments or any of the stated stock markets.

Legal & General Investment Management Limited provides Investment Management services to Legal & General Assurance (Pensions Management) Limited, the operating company for the Funds. Both companies are authorised and regulated by the Financial Services Authority.

Legal & General Investment Management
One Coleman Street, London EC2R 5AA

Internal Fund Code: AR

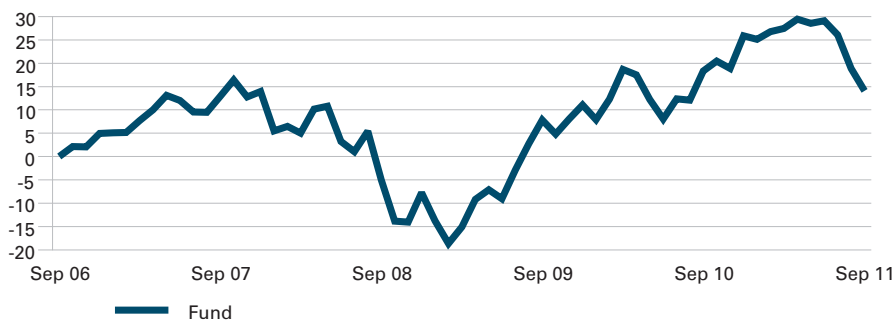
Consensus Index Fund

WHY LEGAL & GENERAL INVESTMENT MANAGEMENT

Legal & General Investment Management (LGIM) is one of Europe's largest institutional asset managers and a major global investor. Throughout the past 40 years we have built our business through understanding what matters most to our clients and transforming this insight into valuable, accessible investment products and solutions. We provide investment expertise across a full spectrum of asset classes including equities, fixed income, commercial property and cash.

FUND PERFORMANCE

Cumulative Performance (%)



Performance to Date (%)

	3 Months	6 Months	1 Year	3 Years p.a.	5 Years p.a.
Fund	-11.66	-10.48	-3.64	6.29	2.67
Benchmark	-11.67	-10.51	-3.68	6.18	2.65
Relative	0.01	0.03	0.04	0.11	0.02


Calendar Year Performance (%)

	YTD	2010	2009	2008	2007	2006
Fund	-9.37	13.30	20.37	-19.00	8.57	11.74
Benchmark	-9.44	13.44	20.18	-18.97	8.64	11.77
Relative	0.07	-0.14	0.19	-0.03	-0.07	-0.03

Returns are calculated on the basis of closing mid-market prices. Fund performance is shown after the deduction of our standard investment management fees, which may or may not be the same for your scheme. Please refer to your scheme literature, or to your scheme administrator, for the fee rate that applies to your scheme. Past performance is not a guide to future performance and the value of investments can go down as well as up. Exchange rate variations can cause the value of overseas investments to increase or decrease. For overseas markets the figures are sterling adjusted. Emerging markets can be volatile and share dealing is less regulated than in the UK.

ASSET ALLOCATION AS AT 30 SEPTEMBER 2011

Region Breakdown (%)



FUND FACTS

Fund Objective

The investment objective of the Fund is to provide diversified exposure to a range of securities excluding property. The Fund aims to maintain an asset distribution close to that of the average Balanced Fund, excluding property, as published in the CAPS Pooled Pension Fund Update.

Fund Size

£2,858m

Benchmark

The average Balanced Fund, excluding Property as published in the CAPS Pooled Pension Fund Update - Balanced Section

Launch Date

March 1993

Fund Type

Unit linked life insurance

Base Currency

GBP

FUND MANAGER

INDEX FUND MANAGEMENT TEAM

- The Index Fund Management team comprises 13 fund managers, supported by two Fund Management Assistants. Management oversight is provided by the Director of Index Fund Management and the Managing Director, Index Funds.
- The team has average industry experience of 13 years, of which 8 years has been at LGIM, and is focused on achieving the equally important objectives of close tracking and maximising returns.
- The allocation for the Fund of Funds (FoF) is managed by Index Funds' Asset Allocation team. Management oversight is provided by Head of Asset Allocation and the Managing Director, Index Funds. The team of 7 Portfolio Managers has an average industry experience of 9 years, of which 4 years has been at LGIM.

**IMPORTANT INFORMATION**

This document should not be taken as an invitation to deal in Legal & General investments or any of the stated stock markets.

Legal & General Investment Management Limited provides Investment Management services to Legal & General Assurance (Pensions Management) Limited, the operating company for the Funds. Both companies are authorised and regulated by the Financial Services Authority.

Legal & General Investment Management
One Coleman Street, London EC2R 5AA

Internal Fund Code: AB

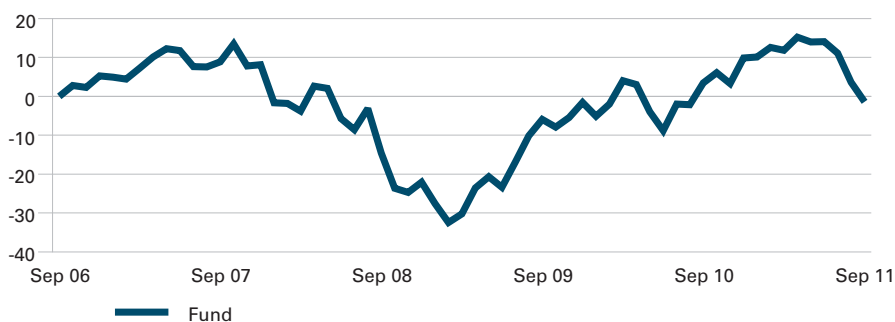
Ethical UK Equity Index Fund

WHY LEGAL & GENERAL INVESTMENT MANAGEMENT

Legal & General Investment Management (LGIM) is one of Europe's largest institutional asset managers and a major global investor. Throughout the past 40 years we have built our business through understanding what matters most to our clients and transforming this insight into valuable, accessible investment products and solutions. We provide investment expertise across a full spectrum of asset classes including equities, fixed income, commercial property and cash.

FUND PERFORMANCE

Cumulative Performance (%)



Performance to Date (%)

	3 Months	6 Months	1 Year	3 Years p.a.	5 Years p.a.
Fund	-13.57	-11.85	-4.70	4.89	-0.29
Benchmark	-13.57	-11.80	-4.59	4.87	-0.24
Relative	0.00	-0.05	-0.11	0.02	-0.05


Calendar Year Performance (%)

	YTD	2010	2009	2008	2007	2006
Fund	-10.25	11.56	26.31	-27.90	2.69	15.07
Benchmark	-10.25	11.84	26.03	-27.92	2.91	15.25
Relative	0.00	-0.28	0.28	0.02	-0.22	-0.18

Returns are calculated on the basis of closing mid-market prices. Fund performance is shown after the deduction of our standard investment management fees, which may or may not be the same for your scheme. Please refer to your scheme literature, or to your scheme administrator, for the fee rate that applies to your scheme. Past performance is not a guide to future performance and the value of investments can go down as well as up. Exchange rate variations can cause the value of overseas investments to increase or decrease. For overseas markets the figures are sterling adjusted. Emerging markets can be volatile and share dealing is less regulated than in the UK.

ASSET ALLOCATION AS AT 30 SEPTEMBER 2011

Sector Breakdown (%)



FUND FACTS

Fund Objective

The investment objective of the Fund is to track the performance of the FTSE4Good UK Equity Index to within +/-0.5% p.a. for two years out of three.

Fund Size

£69m

Benchmark

FTSE4Good UK Equity Index

Launch Date

December 2002

Number of Holdings

Fund: 251 Benchmark: 251

Fund Type

Unit linked life insurance

Base Currency

GBP

FUND MANAGER

INDEX FUND MANAGEMENT TEAM

- The Index Fund Management team comprises 14 fund managers, supported by two Fund Management Assistants. Management oversight is provided by the Director of Index Fund Management and the Managing Director, Index Funds.
- The team has average industry experience of 13 years, of which 8 years has been at LGIM, and is focused on achieving the equally important objectives of close tracking and maximising returns.

IMPORTANT INFORMATION

FTSE®, FT-SE®, Footsie®, FTSE4Good® and techMARK are trademarks jointly owned by the London Stock Exchange Plc and The Financial Times Limited and are used by FTSE International Limited (FTSE) under licence. All-World®, All-Share® and All-Small® are trademarks of FTSE. The FTSE4Good UK Equity Index is calculated by FTSE. FTSE does not sponsor, endorse or promote this product and is not in any way connected to it and does not accept any liability in relation to its issue, operation and trading. All copyright and database rights in the index values and constituent list vest in FTSE. Legal & General Investment Management Limited has obtained full licence from FTSE to use such copyrights and database rights in the creation of this product.

This document should not be taken as an invitation to deal in Legal & General investments or any of the stated stock markets.

Legal & General Investment Management Limited provides Investment Management services to Legal & General Assurance (Pensions Management) Limited, the operating company for the Funds. Both companies are authorised and regulated by the Financial Services Authority.

Legal & General Investment Management
One Coleman Street, London EC2R 5AA

Internal Fund Code: DK

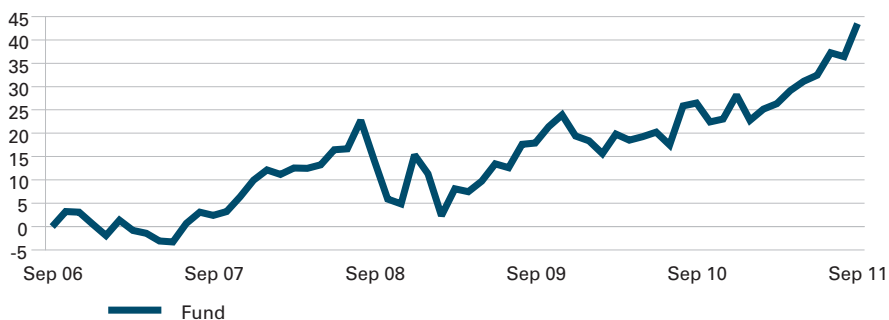
Over 15 Year Index-Linked Gilts Index Fund

WHY LEGAL & GENERAL INVESTMENT MANAGEMENT

Legal & General Investment Management (LGIM) is one of Europe's largest institutional asset managers and a major global investor. Throughout the past 40 years we have built our business through understanding what matters most to our clients and transforming this insight into valuable, accessible investment products and solutions. We provide investment expertise across a full spectrum of asset classes including equities, fixed income, commercial property and cash.

FUND PERFORMANCE

Cumulative Performance (%)



Performance to Date (%)

	3 Months	6 Months	1 Year	3 Years p.a.	5 Years p.a.
Fund	8.34	13.56	13.49	7.90	7.49
Benchmark	8.35	13.59	13.53	7.91	7.50
Relative	-0.01	-0.03	-0.04	-0.01	-0.01

Calendar Year Performance (%)

	YTD	2010	2009	2008	2007	2006
Fund	11.93	7.39	3.50	4.94	9.38	3.51
Benchmark	11.95	7.35	3.49	5.10	9.29	3.43
Relative	-0.02	0.04	0.01	-0.16	0.09	0.08

Returns are calculated on the basis of closing mid-market prices. Fund performance is shown after the deduction of our standard investment management fees, which may or may not be the same for your scheme. Please refer to your scheme literature, or to your scheme administrator, for the fee rate that applies to your scheme. Past performance is not a guide to future performance and the value of investments can go down as well as up. Exchange rate variations can cause the value of overseas investments to increase or decrease. For overseas markets the figures are sterling adjusted. Emerging markets can be volatile and share dealing is less regulated than in the UK.

FUND FACTS

Fund Objective

The investment objective of the Fund is to track the performance of the FTSE A Index-Linked (Over 15 Year) Index to within +/-0.25% p.a. for two years out of three.

Fund Size

€8,315m

Benchmark

FTSE A Index-Linked (Over 15 Year) Index

Launch Date

July 2005

Fund Type

Unit linked life insurance

Base Currency

GBP

FUND MANAGER

INDEX FUND MANAGEMENT TEAM

- The Index Fund Management team comprises 14 fund managers, supported by two Fund Management Assistants. Management oversight is provided by the Director of Index Fund Management and the Managing Director, Index Funds.
- The team has average industry experience of 13 years, of which 8 years has been at LGIM, and is focused on achieving the equally important objectives of close tracking and maximising returns.



IMPORTANT INFORMATION

FTSE®, FT-SE®, Footsie®, FTSE4Good® and techMARK are trademarks jointly owned by the London Stock Exchange Plc and The Financial Times Limited and are used by FTSE International Limited (FTSE) under licence. All-World®, All-Share® and All-Small® are trademarks of FTSE. The FTSE A Index-Linked (Over 15 Year) Index is calculated by FTSE. FTSE does not sponsor, endorse or promote this product and is not in any way connected to it and does not accept any liability in relation to its issue, operation and trading. All copyright and database rights in the index values and constituent list vest in FTSE. Legal & General Investment Management Limited has obtained full licence from FTSE to use such copyrights and database rights in the creation of this product.

This document should not be taken as an invitation to deal in Legal & General investments or any of the stated stock markets.

Legal & General Investment Management Limited provides Investment Management services to Legal & General Assurance (Pensions Management) Limited, the operating company for the Funds. Both companies are authorised and regulated by the Financial Services Authority.

Legal & General Investment Management
One Coleman Street, London EC2R 5AA

Internal Fund Code: HC